

KMD-450M_H

MODULAR CRESCENT CUBER

Item # _____

Project: _____

Qty: _____

*AutoCad available on KCL

KMD-450M_H

5/09

Item # 13243

CUBER DIMENSIONS

W x D x H

KMD-450M_H

30 x 24^{1/4} x 22^{1/8}






KMD-450MAH

Air-Cooled
Shown on an optional
Lancer 30" Dispenser

KMD-450MWH

Water-Cooled

- Up to 460 lbs. of ice production per 24 hours
 - Ice on beverage design
 - Durable stainless steel exterior
 - Individual crescent cube
 - Protected by *HoshiGuard* Antimicrobial Agent 
 - CycleSaver® Design 
 - EverCheck® alert system 
 - Stainless steel evaporator
 - Removable air filters (Air-cooled model only)
 - Front air inlet panels available for side-by-side application (used with HS-0230 Kit)
 - Complies with California Energy Commission guidelines (CEC)
 - R-404A Refrigerant
- * The KMD-450MAH is ENERGY STAR certified.

Also available on Bins:
B-500PF/SF*

*used with separate HS Kit
HS-2129



Warranty

Valid in United States, Canada, Puerto Rico, & U.S. Territories. Contact factory for warranty in other countries.

Three Year - Parts & Labor on entire machine.

Five Year - Parts & Labor on: Evaporator.

Five Year - Parts on: Compressor, air-cooled condenser coil.

© HOSHIZAKI AMERICA, INC.

618 Hwy. 74 S., Peachtree City, GA 30269

TEL 1-800-438-6087

FAX 1-800-345-1325

www.hoshizaki.com



KMD-450M_H MODULAR CRESCENT CUBER

DIMENSIONS
W x D x H
KMD-450M_H
30 x 24^{1/4} x 22^{1/8}

- Air-cooled
- Water-cooled

AIR-COOLED

Water Temp° F.	50°	70°	90°	
Air Temp° F.	70°	457	436	398
	80°	441	409	365
	90°	436	387	344

WATER-COOLED

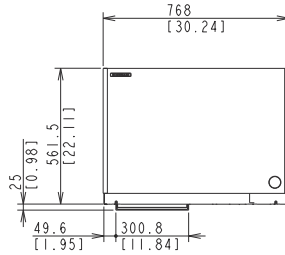
Water Temp° F.	50°	70°	90°	
Air Temp° F.	70°	460	447	415
	80°	450	429	389
	90°	447	415	377

UTILITY CONSUMPTION

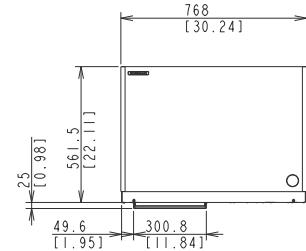
Model Number	Ice Production Per Cycle		KWH per 100 LBS. 90/70	Potable Water Gal. per 100 lbs. 90/70	Condenser Water Gal. per 100 lbs. 90/70
	Lbs.	Cubes			
KMD-450MAH	9.6	432	5.48	18.9	N/A
KMD-450MWH	9.3	432	4.55	17.8	126

SPECIFICATIONS

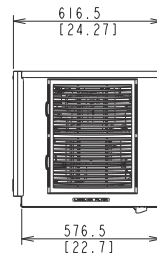
Model Number	Condenser	Amperage	Min. Circuit Ampacity	Shipping Weight
KMD-450MAH	Air-Cooled	10.0	15A	170 lbs.
KMD-450MWH	Water-Cooled	8.5	15A	170 lbs.



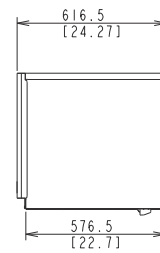
FRONT VIEW (Air-cooled)



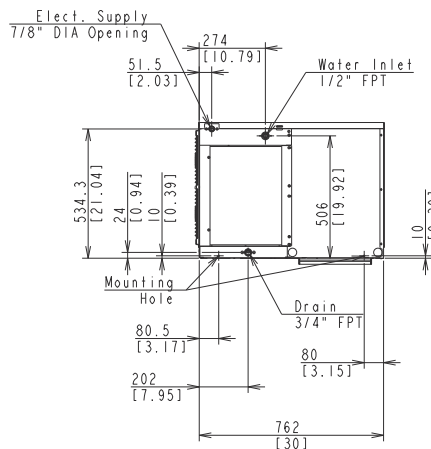
FRONT VIEW (Water-cooled)



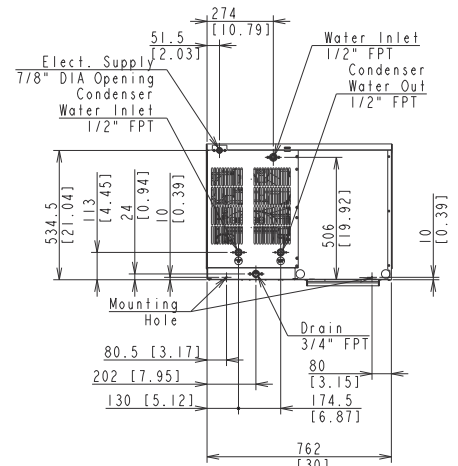
SIDE VIEW (Air-cooled)



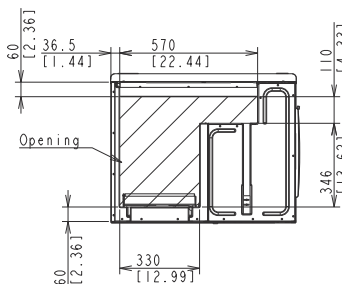
SIDE VIEW (Water-cooled)



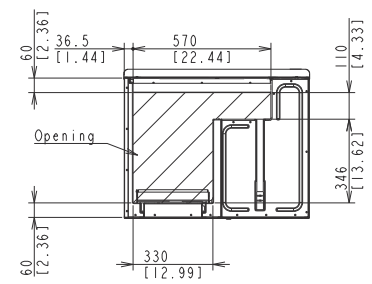
BACK VIEW (Air-cooled)



BACK VIEW (Water-cooled)



BOTTOM VIEW (Air-cooled)



BOTTOM VIEW (Water-cooled)

ELECTRICAL & PLUMBING/KMD-450M_H

- 115-120/60/1 (3 wire with neutral for 115V)
- 15 amp Max Fuse/HACR Breaker Size
- 3/8" OD copper or equivalent independent potable water supply
- 3/4" FPT independent drain connection



© HOSHIZAKI AMERICA, INC.

OPERATING LIMITS

- Ambient Temp Range 45 - 100°F
- Water Temp Range 45 - 90°F
- Water Pressure 10 - 113psig
- Voltage Range 104 - 127V

SERVICE

- Panels easily removed and all components accessible for service.
- Removable/cleanable air filters. (Air-Cooled model only)

