



PF/SF Bins



ICE STORAGE BIN SERIES




PF/SF Bins
05/04/18
Item # 13163

Item #: _____
 Project: _____
 Qty: _____
 AIA#: _____

PF - PVC Coated Galvanized Steel Finish
SF - Stainless Steel Finish



Features

- ▶ **Protected by H-GUARD Plus Antimicrobial Agent** 
- ▶ **Polyethylene bin liner for sanitary storage**
- ▶ **Sturdy construction for side-by-side or stacked ice machine installation**

- Ice storage capacity from 250 lbs. up to 900 lbs.
- Both surfaces are designed for easy cleaning
- Long lasting attractive appearance
- Foamed-in-place polyurethane insulation, in all bin walls and bottom, provides dependable ice storage
- H-GUARD Plus Antimicrobial adds extra protection to the ice scoop (included)

BD Bins

- Fit 24" - 24 1/2" deep ice machine without top kit extension

Warranty:

2 Year Parts & Labor (Production prior to January 2012)
 3 Year Parts & Labor (Production January 2012 and after)
 Valid in United States, Canada, Puerto Rico and U.S. Territories. Contact factory for warranty in other countries.



CANADIAN ENERGY
 PERFORMANCE VERIFIED
 RENDEMENT ENERGETIQUE VERIFIE



ISO9001-ISO14001

Model Number	Exterior Dimensions W x D x H*	Application Storage Capacity †	Cubic Volume	Interior Dimensions W x D x H	Shipping Weight
B-250PF	30" x 32.3" x 33.4"	250 lbs.	10.30 ft ³	27" x 27.7" x 23.7"	130 lbs.
B(D)-300PF/SF	22" x 32.3" x 46"	300 lbs.	11.51 ft ³	19" x 27.7" x 37.6"	135 lbs.
B(D)-500PF/SF	30" x 32.3" x 46"	500 lbs.	16.33 ft ³	27" x 27.7" x 37.6"	155 lbs.
B-700PF/SF	44" x 32.3" x 46"	700 lbs.	24.77 ft ³	41" x 27.7" x 37.6"	200 lbs.
B-800PF/SF	48" x 32.3" x 46"	800 lbs.	26.90 ft ³	45" x 27.7" x 37.6"	210 lbs.
B-900PF/SF	52" x 32.3" x 46"	900 lbs.	29.59 ft ³	49" x 27.7" x 37.6"	220 lbs.

*Height includes 6" legs

† Capacity based on volume x 30 lb/ft³ average density of ice.



PF/SF Bins

ICE STORAGE BIN SERIES



PF/SF Bins
05/04/18
Item # 13163

Ice Machine Model Application

	22" Width	22" Width	30" Width	30" Width	44" Width	44" Width	48" Width
	KM-340M KM-515M KM-600M KM-650M F-450M F-801M F-1002M	KMD-410M* KMS-822M* FD-650M-C* FD-1002M-C*	KM-901M KM-1340M KM-1601M KML Series F-1501M F-2001	KMD-460M* KMD-530M* KMD-850M* KMD-901MRH IM-500S KMS-1401M* KMS-2000M*	2 KM-340M 2 KM-515M 2 KM-600M 2 KM-650M 2 F-450M 2 F-801M 2 F-1002M	2 KMD-410M 2 KMS-822M 2 FD-650M-C 2 FD-1002M-C	KM-1301S KM-1400S KM-1601S KM-1900S KM-2100S KM-2500S
Bins B-300PF/SF	—	N/A	N/A	N/A	N/A	N/A	N/A
Bins B-250PF B-500PF/SF	NEED HS-2033	NEED HS-2033 & HS-2129	—	NEED HS-2129	N/A	N/A	N/A
Bins B-700PF/SF	NEED HS-2035	NEED HS-2035 & HS-2130	NEED HS-2034	NEED HS-2034 & HS-2130	—	NEED HS-2130	N/A
Bins B-800PF/SF	NEED HS-2035 & HS-2032	NEED HS-2035 & HS-2032/ 2131	NEED HS-2034 & HS-2032	NEED HS-2131 & HS-2034/2032	NEED HS-2032	NEED HS-2032 & HS-2131	—
Bins B-900PF/SF	NEED HS-2035 & HS-2033	NEED HS-2035 & HS-2033/ HS-2132	NEED HS-2035	NEED HS-2132 & HS-2035	NEED HS-2033	NEED HS-2033 & HS-2132	NEED HS-2032

— No top kit necessary | N/A Combination of ice maker and bin is not possible

BD Bins fit 24" - 24 1/2" deep ice machine without Top Kit extension.

† **BD-300PF/SF:** KMD-410M, KMS-822M, FD-650M-C, FD-1002M-C

‡ **BD-500PF/SF:** KMD-460M, KMD-530, KMD-850

* Any KMS or FD on bin need Top Kit Extension:

- HS-2129 - for use with B-500 bins

- HS-2130 - for use with B-700 bins

- HS-2131 - for use with B-800 bins

- HS-2132 - for use with B-900 bins*

(excludes KMS-830MLH)

HS-2032 - 4" ABS Top Kit

HS-2033 - 8" ABS Top Kit

HS-2034 - 14" ABS Top Kit

HS-2035 - 22" ABS Top Kit

HS-2036 - (2) 4" ABS Top Kits

HS-2111 - 11.3" x 26.2" Stainless
Cover/Separator

HS-2148 - 30" x 3.1" Stainless
Cover

HS-2160 - 2 KM-901M

